

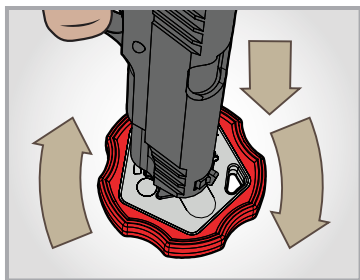

1911 SMART WRENCH®

FASTEST, EASIEST, SAFEST WAY TO REMOVE A BARREL BUSHING.

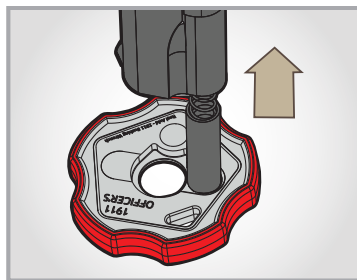
Disengaging the barrel bushing on your 1911 has never been faster or easier. Press down & turn. The 1911 Smart Wrench keeps the spring and spring plug corralled. No more surprise high flying recoil spring while disassembling your 1911. It's so easy, it's almost like cheating.



FITS BOTH GOVERNMENT & OFFICER MODELS



Place wrench on stable, flat surface. Insert barrel bushing into slot. Press down and turn.



Slowly lift gun and collect recoil spring and spring plug.

- Fits both Government and Officer models
- Innovative design catches recoil spring and plug
- Non-slip ergonomic outer ring provides grip to table surface
- Engineering resin is ultra tough, but safe to use on muzzles and barrel bushings

PATENTED

1911
BARREL BUSHING WRENCH

WARNING: This product can expose you to chemicals including 4,4'-Methylenedianiline, which is known to the state of California to cause cancer and birth defects or reproductive harm. For more information, go to www.P65Warnings.ca.gov.



5480 NATHAN LANE NORTH, SUITE 120
MINNEAPOLIS, MN 55442 800.286.0567
info@realavid.com | RealAvid.com
© 2020 REVO BRAND GROUP, LLC.

